

Bulbs

Info Sheet

Bulbs come closer to guaranteeing success more than any other type of garden plant. Since all the nutrients the flower needs are stored in the bulb, it's hard to make a mistake. The biggest challenge is to select and plant the right bulb.

Preparing the Soil

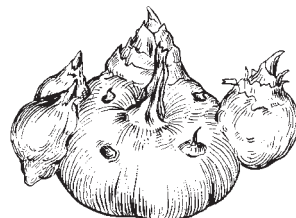
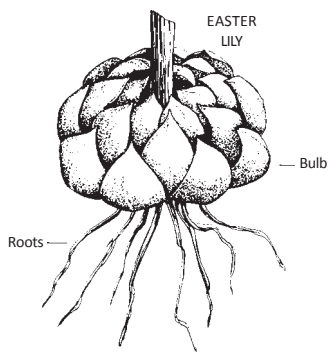
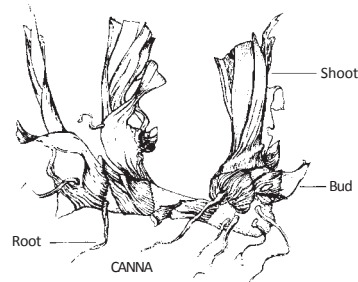
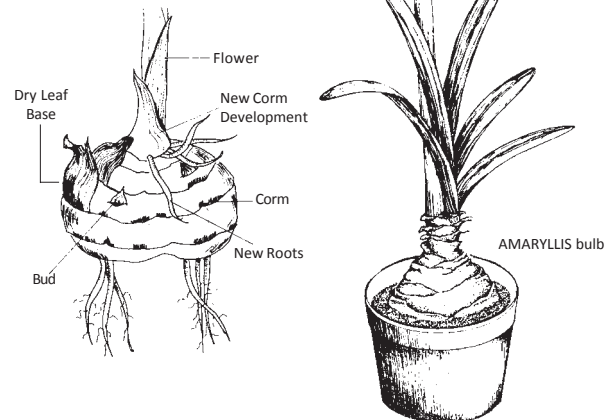
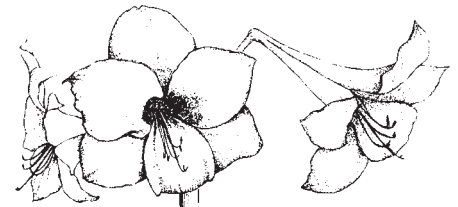
Most bulbs adapt to many types of soil, but nearly all prefer a loose, porous soil structure. This allows for good drainage. In Brevard, most soils are sandy and should be improved by adding organic matter. Spread about 1 inch deep in the area to be planted and then work into soil to a depth of 4 to 6 inches.

Fertilizing

When you plant, mix some **Bone Meal** at the bottom of each planting hole. The phosphorus in the bone meal does not move readily through the soil as other plant nutrients do, so it must be placed at a depth where the roots can reach it. Scatter **Espoma Flower-Tone** on the ground around the new growth once per month during the growing season.

Planting

As a general rule, plant bulbs as soon as possible after purchase. On some bulbs such as caladiums, delay planting until the threat of freezing weather is past if purchased early in the spring. Most bulbs are planted at a depth that is equal to three times their diameter. Check the following chart for specific depths.



Rockledge Gardens

Naturally beautiful and fun!

2153 U.S. Hwy # 1 • Rockledge, FL 32955
321.636.7662 • www.rockledgegardens.com

Name	Type	Planting	Depth	Spacing	Blooming	Light	Flower colors
Allium <i>Allium</i> spp	Bulb	spring	2-3 times diameter of bulb	6"-18"	spring, summer and fall	full sun	many colors
Amaryllis <i>Hippeastrum</i> spp	Bulb	Sept-Jan	Tip at soil level	10"-12"	Spring	partial shade	white to deep red
Amazon Lily <i>Eucharis grandiflora</i>	Bulb	Feb-May	Tip on surface of soil	3-4 bulbs	winter	partial shade	white
Begonia <i>Begonia</i> spp	tuber	spring	1"-2"	12"-15"	summer	partial shade	many colors
Blood Lily <i>Hedychium</i> spp	Rhizome	summer	just below surface	best in pots	summer	partial shade	red
Caladium <i>Caladium</i> hybrids	tuber	Feb-May	2"	12"-18"	summer to autumn	full sun to partial shade	grown for it's colored foliage
Calla <i>Zantedeschia</i> spp	Rhizome	Sept-Jan	3"-4"	1' - 2'	Spring	full sun to partial shade	white, pink & yellow
Canna <i>Canna</i> hybrids	Rhizome	Feb-Apr	2"	12"-14"	May to Dec	full sun to partial shade	red, yellow, orange
Clivia <i>Clivia miniata</i>	Bulb	any time of year	just below surface	18"-24"	spring	partial shade	orange to scarlet
Crinum <i>Crinum</i> spp	Bulb	any time	neck of bulb above ground	12" - 18"	spring & summer	full sun to partial shade	white to deep rose
Cyclamen <i>Cyclamen</i> spp	tuber	midsummer and fall	just below surface of soil	6"-8"	winter & spring	light shade	many colors
Dahlia <i>Dahlia</i> spp	Tuberous	Feb-March	6"	15"-30"	early summer	full sun	many colors
Dutch Iris <i>Iris</i> hybrids	Bulb	Nov-Feb	4"	3"	March-May	full sun	many colors
Elephant Ears <i>Alocasia</i> spp	Rhizome	Sept-Dec	4"	2'-4'	spring	full sun to light shade	flowers insignificant
Gladiolus <i>Gladiolus</i> spp	corn	year round	3"	4"-6"	three months after planting	full sun	many colors
Gloriosa Lily <i>Gloriosa</i> spp	tuber	Jan-Apr	4"	1'	March-Sept	full sun to partial shade	crimson & yellow, orange
Gloxinia <i>Sinningia speciosa</i>	Tuberous	Dec-March	at surface of soil	one per pot	April-July	partial shade	many colors
Lilies <i>Lilium</i> spp	Bulb	fall or early spring	4"-6"	9"-10"	spring & summer	full sun to partial shade	white, yellow, orange, red
Narcissus <i>Narcissus tazetta</i>	Bulb	Sept-Dec	4"	8"	spring	full sun to partial shade	white, cream, yellow, orange
Shell Ginger <i>Alpinia zerumbet</i>	rhizome	spring or fall	just below surface	1'-2'	summer	full sun to partial shade	white with yellow, brown and red
Spider Lily <i>Hymenocallis</i> spp	Bulb	anytime	3"-5"	12"-15"	spring and summer	full sun	white, yellow
Tuberose <i>Polianthes tuberosa</i>	Rhizome	Jan-March	2"	12"	summer & fall	full sun	white
Woodoo Lily <i>Amorphophallus</i> spp	corn	Dec-March	4"	6"-3'	spring often before leaves	sun or partial	reddish purple